

# **Entrepreneurship, Reality or Escapism, in Creating Work for People with Disabilities**

**Karl Gratzer, Sodertorn University, Sweden**

**&**

**Stig Larsson, Lund University, Sweden**

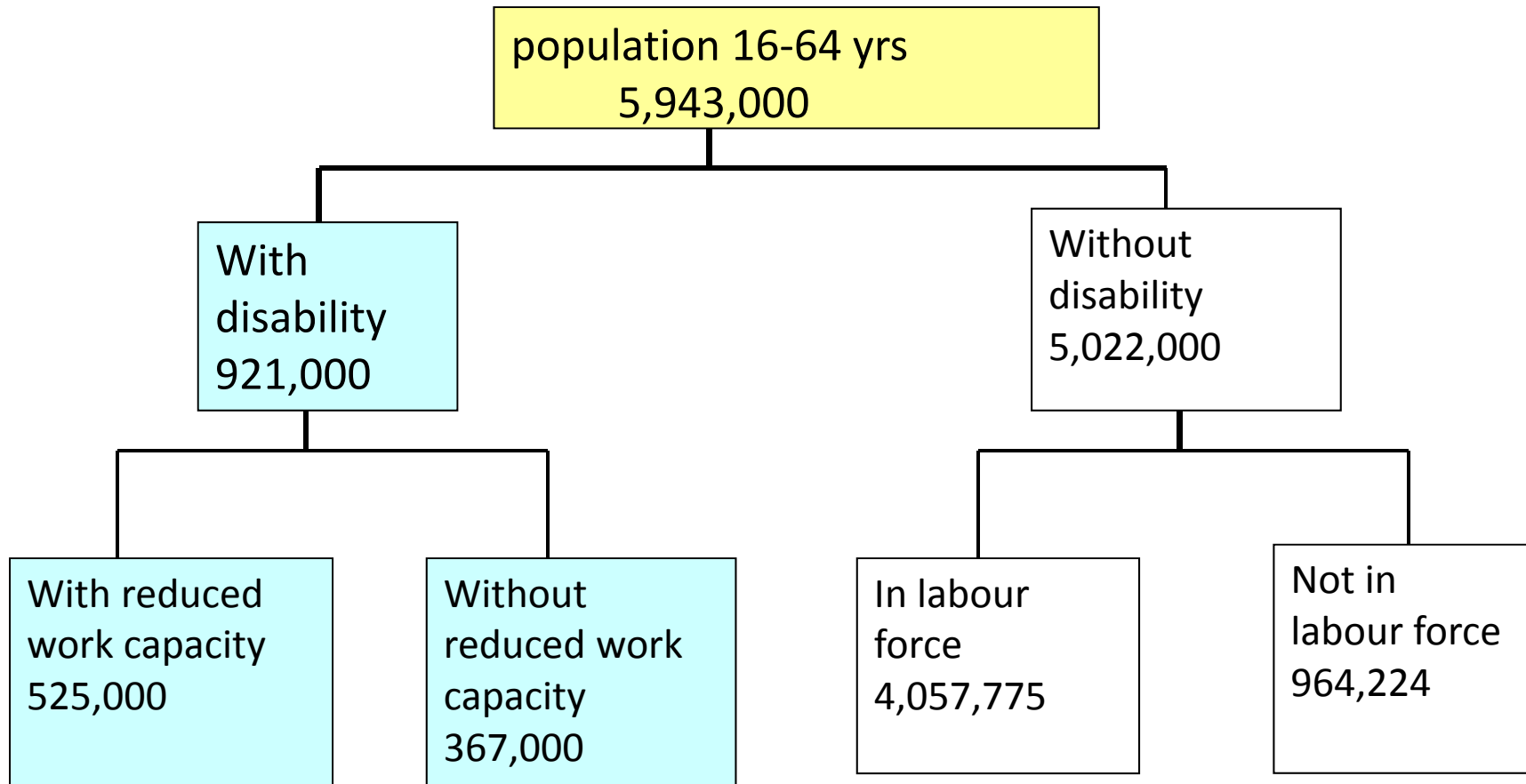
# Employment in large (200+) and small Swedish firms

- Swedish large firms increased employment abroad (190 000 persons) 2000-2010
- Swedish large firms decreased employment in Sweden (64 000 persons) 2000-2010
- Most businesses in Sweden are small.
- Just 0,2 percent of all businesses have more than 200 employees.
- 94 percent of the businesses have less than 10 employees.
- Small firms employ today 1, 6 million people
- 9 out of 10 new jobs are created in small & new firms


## Some major studies in the field

- **Anne Boylan & Tania Burchardt (2002)**, *Barriers to self-employment for disabled people*. Royal National inst for the blind and London School of Economics.
- **Larsson, Stig (2006)**, Disability management and entrepreneurship. Results from a nationwide study in Sweden. *International Journal of Disability Management Research*, Vol 1, No 1.

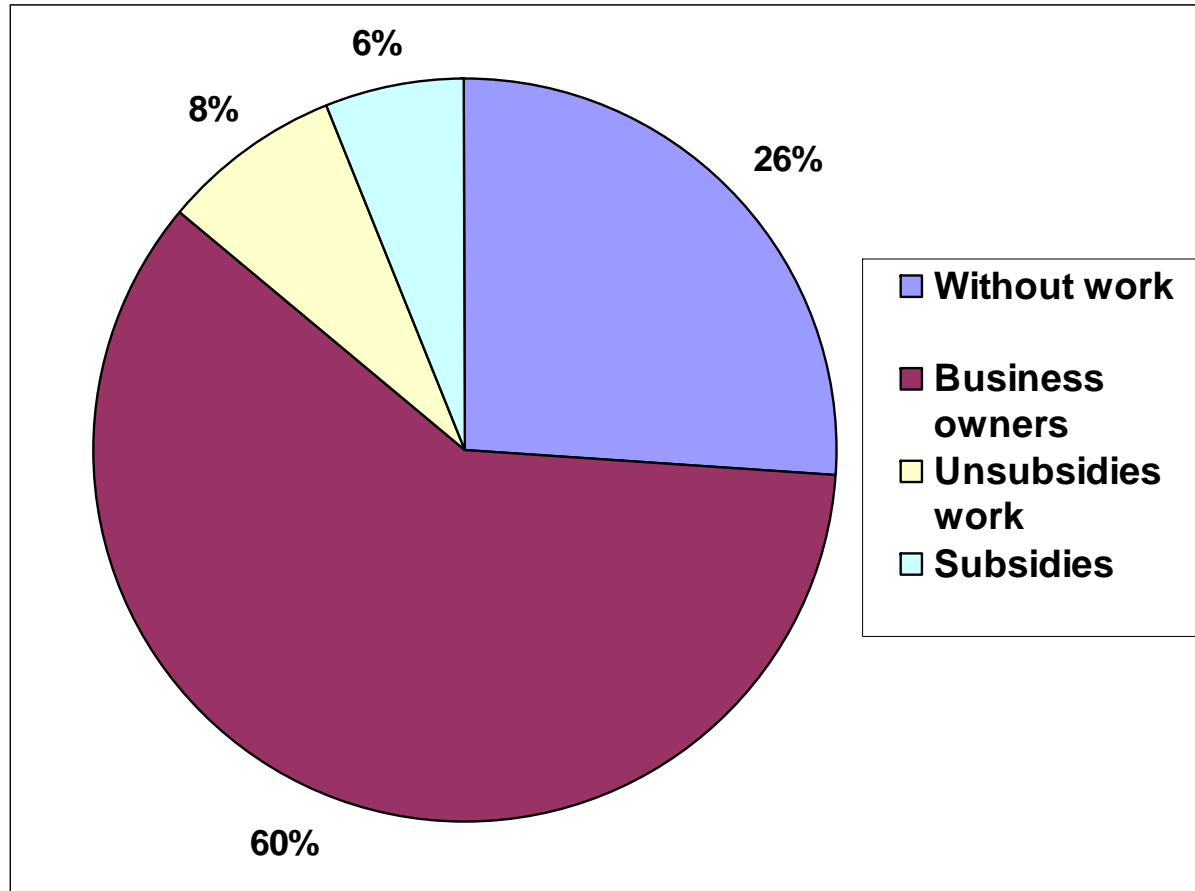
# Number of persons within different labour market categories in Sweden



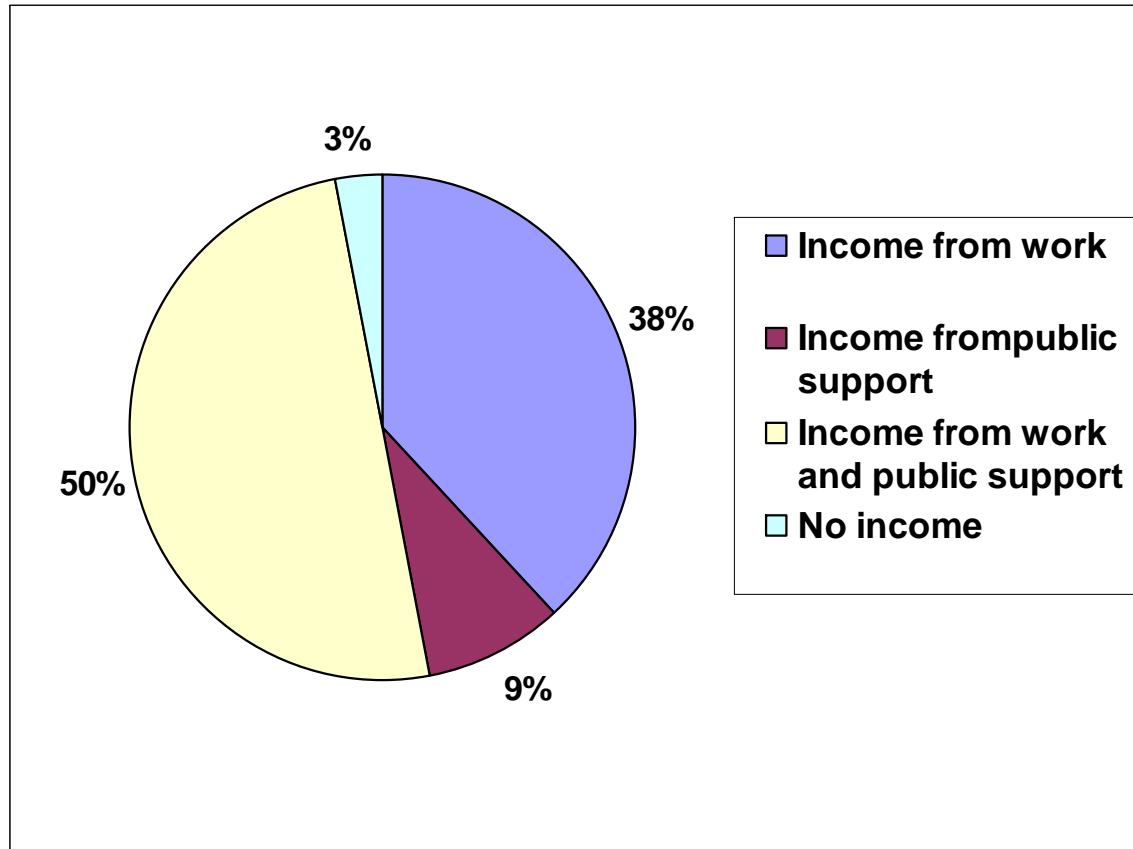
# Persons with disabilities and reduced working capacity (Sweden 2008)



# Occupation for persons with disability 2 years after support to start of business, Sweden 2009



# Income source 2 years after finalized support program



## Working status among persons registered at the Public Employment Service in August 2009, Sweden (Number and proportion)

Working status	Number	Proportion of total	No disabled + prop of total	Proportion of disabled
Unemployed	261 338	39 %	22 084	15 %
Into activity program	118 956	18 %	29 967	21 %
Ordinary work	146 855	22 %	8 339	6 %
Employed with subsidies	96 545	14 %	74 540	51 %
Employment seeker with impediment	48 179	7 %	10 918	7 %
<b>Total</b>	<b>671 873</b>	<b>100 %</b>	<b>21, 7 %</b>	<b>100 %</b>

# Characteristic push motivations (necessity entrepreneurs)

- Termination of unemployment
- Lack of other income sources
- External parties advise unemployed persons to try self-employment
- Escaping a discriminating position on the labor market (for example ethnic entrepreneurs)
- Heritage of a business

# Characteristic pull motivations (opportunity entrepreneurs)

- Perception of market opportunity
- Innovative idea
- Recognition of an existing network that contains initial customers
- Independence (to become one's own boss)
- Self-realization
- Financial incentives

# The empirical picture: Start-ups in Sweden 2008

- The number of new started companies was 57 801 (mainly in service sectors)
- These companies employed 96 840 persons (36 500 women)
- The average firm-size was 1,7 persons (0,9 in firms started by women)
  
- **Pull motivations**
  - Independence 30 %
  - Innovative idea 10 %
  - Self-realization 30 %
  - Financial incentives 6 %
  - Other/unknown 16 %
  
- **Push motivations**
  - Unemployed/risk for unemployment 8 %

# Some disability related latent obstacles for starting business

- Prejudices among potential customers and collaborators
- Lack of accessibility to information and communication and physical environment
- Weaker social security support for self-employment
- Ignorance among customers and collaborators to different disabilities
- Lack of disability related experiences and know how exchange
- Lack of relevant assistive technology

# Thank you

[Karl.Gratzer@sh.se](mailto:Karl.Gratzer@sh.se)

[Stig.Larsson@med.lu.se](mailto:Stig.Larsson@med.lu.se)